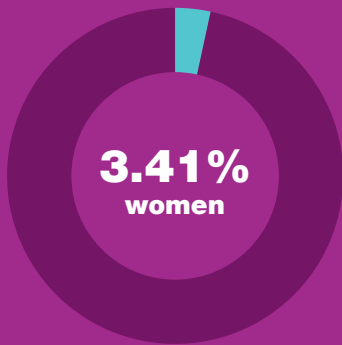
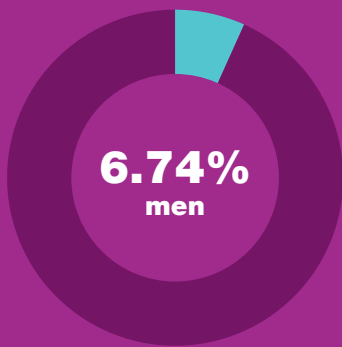


FACTS & FIGURES

USING TOP 50 DATA, WE CAN SEE THE FOLLOWING BREAKDOWN FOR SENIOR MANAGEMENT:

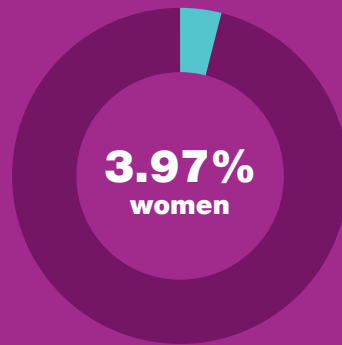
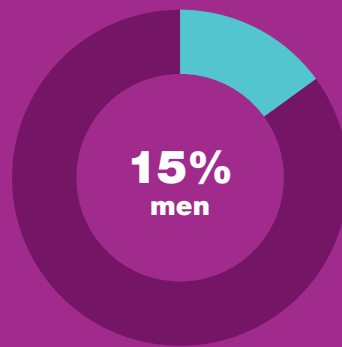
Top 10 Companies

10.15% of Senior Management is made up of Asian Americans:



Top Companies for Asian Americans

19% of Senior Management is Asian American:



\$100,572

Asian Americans' average household income

\$69,717

All Americans' average household income

\$1.3 TRILLION

Asian American Buying Power

