

Veterans/Military Facts and Figures



In 2022, **18.4 million men and women were veterans**, accounting for about 7% of the civilian noninstitutional population aged 18 and over.

The unemployment rate for all veterans (2.8%) was lower than for non-veterans (3.6%). **Unemployment rates for white and Black veterans were also lower than for their non-veteran counterparts.**

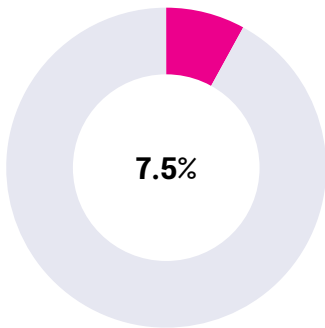


Veterans are much more likely to be men than non-veterans. **Of all veterans, about 1 in 10 were women.**

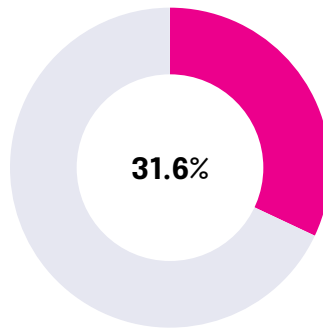


Among the **250,000 unemployed veterans**, 54% were 25 to 54, 39% were 55 and over and 7% were 18 to 24.

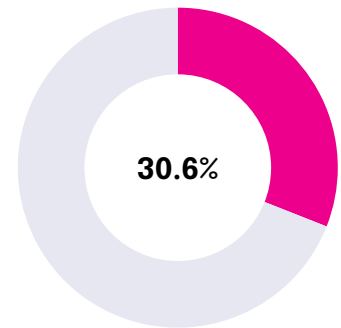
Source: Bureau of Labor Statistics (2022)



In 2022, the veteran population's poverty rate was **7.5%**, lower than the non-veteran population.



31.6% of veterans had at least a bachelor's degree.



30.6% of veterans had a disability.

Source: Census Bureau (2022)