

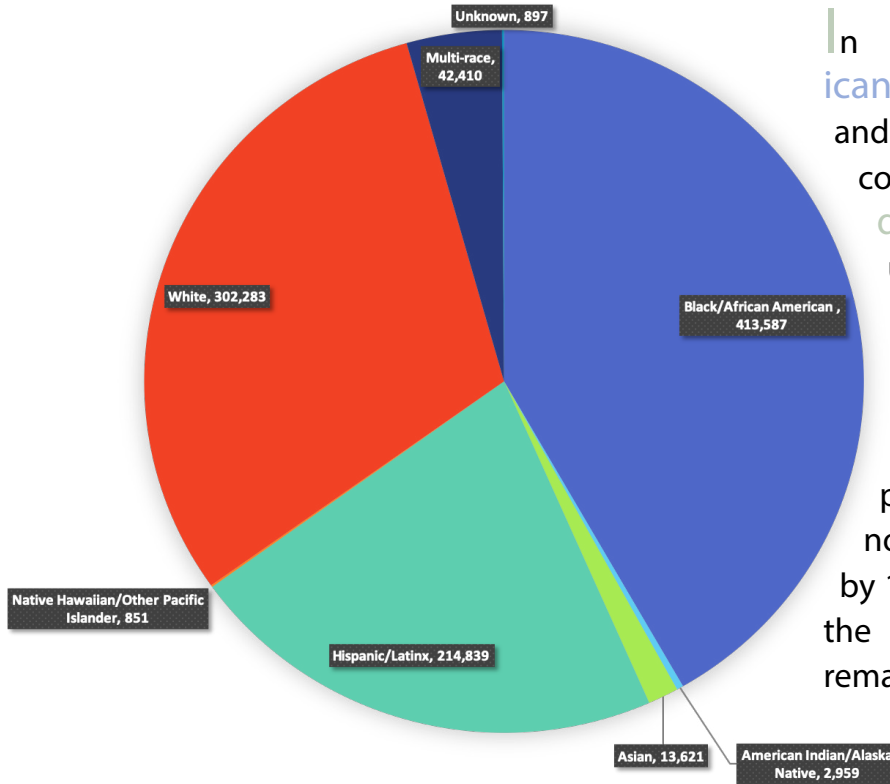
# Facts & Figures

## POPULATION

### People in the U.S. Living With HIV

~1 million

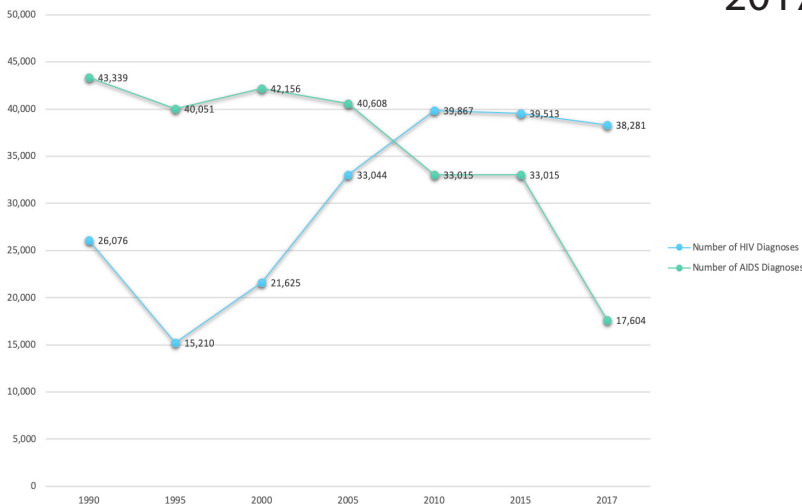
### Race/Ethnicity Breakdown



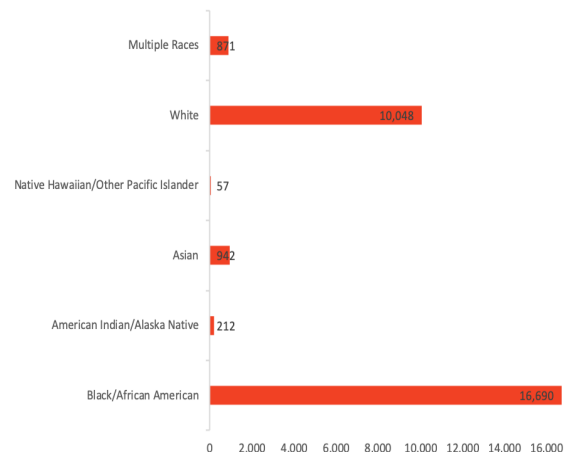
In 2017, **Black/African American** people accounted for **44%** and **Hispanic/Latinx** people accounted for **25%** of all **new HIV diagnoses** while only making up **13%** and **18%**, respectively, of the total population in the U.S.

For Black/African American people, the number of HIV diagnoses from 2010-2016 decreased by 12%. For Hispanic/Latinx people, the HIV diagnoses from 2010-2015 remained stable.

### Diagnoses Through the Years



### 2017 New Diagnoses by Race/Ethnicity



ADDITIONAL INSIGHTS

Thanks to better treatment options, people with HIV can live long lives.

In 1996, a 20-year-old person with HIV had a life expectancy of 39 years.

In 2000, a 20-year-old person with HIV had a life expectancy of 70 years.



LightField Studios/Shutterstock.com

Progress toward 90-90-90

The U.N.'s worldwide goal is to have 90% of people to know their HIV status, 90% of people with HIV be receiving treatment and 90% of people receiving treatment to have the virus suppressed by 2020.

As of 2017, 75% of people were aware of their HIV status, of which 79% were on treatment, of which 81% had their virus suppressed.

[World Map Grayscale](#), [WikipedianInternational](#), CC BY-SA 4.0

For a person diagnosed with HIV at age 35, the average lifetime cost of treatment is \$326,500.

The monthly medication cost ranges from \$1,854–\$4,545, depending on drug type and brand.

Resources for Employers

Business Responds to AIDS, a CDC program, helps organizations to implement resources, tools and policies to help reduce stigma and prevent discrimination against people with HIV in the workplace.

Visit <https://www.cdc.gov/hiv/workplace>



STOPPING AIDS IS EVERYONE'S BUSINESS

CDC.gov